



**STUDIO Rondo**

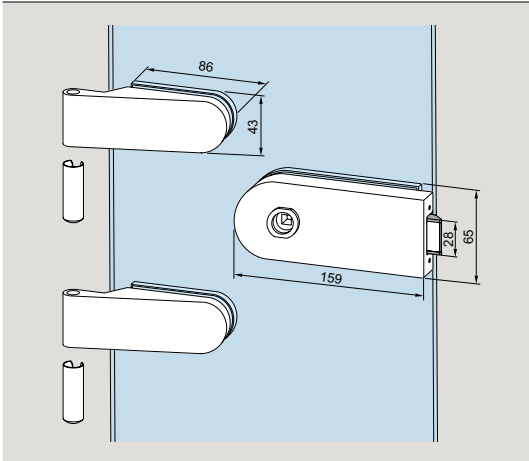
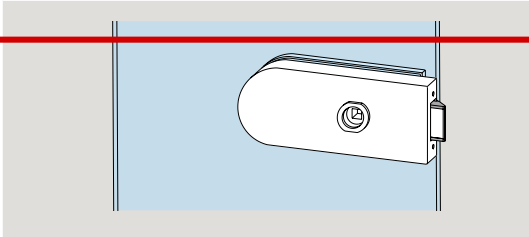

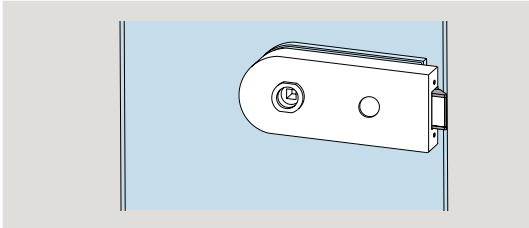
# Complete doorsets for 8 and 10 mm glass thickness, locks with follower

Complying to DIN EN 12209 (see page 5).

Door weight max. 60 kg, door width max. 1000 mm.  
Rebate depth 24 mm (for 8 mm glass thickness or 10 mm glass thickness when using an Austrian standard "Ö-Norm" latch), 26 mm (for 10 mm glass thickness).

Prepared for all levers without roses with 8 mm square spindles, spindle length for 44 mm lock thickness and 18 mm Ø follower, max. 8 mm long.

Hinges also prepared for rebate depth 28 – 40 mm available, see page 20 and following.

	Product description	Glass thickness	Art. No.
	<b>Lock with 2 hinges</b> non-locking lock, hinges with sleeves, extended colour options	8	<b>10.100</b>
	Weight in kg: Aluminum 1.580 Brass 2.485	10	<b>10.130</b>
	<b>Lock with 2 hinges</b> non-locking lock for lever forward, hinges with sleeves, extended colour options	8	<b>10.101</b>
	Weight in kg: Aluminum 1.625 Brass 2.505	10	<b>10.131</b>
	<b>Lock with 2 hinges</b> lock prepared for Europrofile cylinder, nightlatch function, hinges with sleeves, extended colour options	8	<b>10.102</b>
	Weight in kg: Aluminum 1.565 Brass 2.465	10	<b>10.132</b>
	<b>Lock with 2 hinges</b> lock prepared for round profile cylinder, nightlatch function, hinges with sleeves, extended colour options	8	<b>10.108</b>
	Weight in kg: Aluminum 1.563	10	<b>10.129</b>